



# Accessible Media

## for Students who are Deaf and Hard of Hearing



### **The Described and Captioned Media Program**

Our mission to promote and provide equal access to communication and learning through captioned and described educational media for students who are blind, visually impaired, deaf, hard of hearing, or deaf-blind.

The DCMP is an idea that works thanks to funding by the U.S. Department of Education and administration by the National Association of the Deaf.



## Why Use Educational Videos?

### Inspiring and engaging students



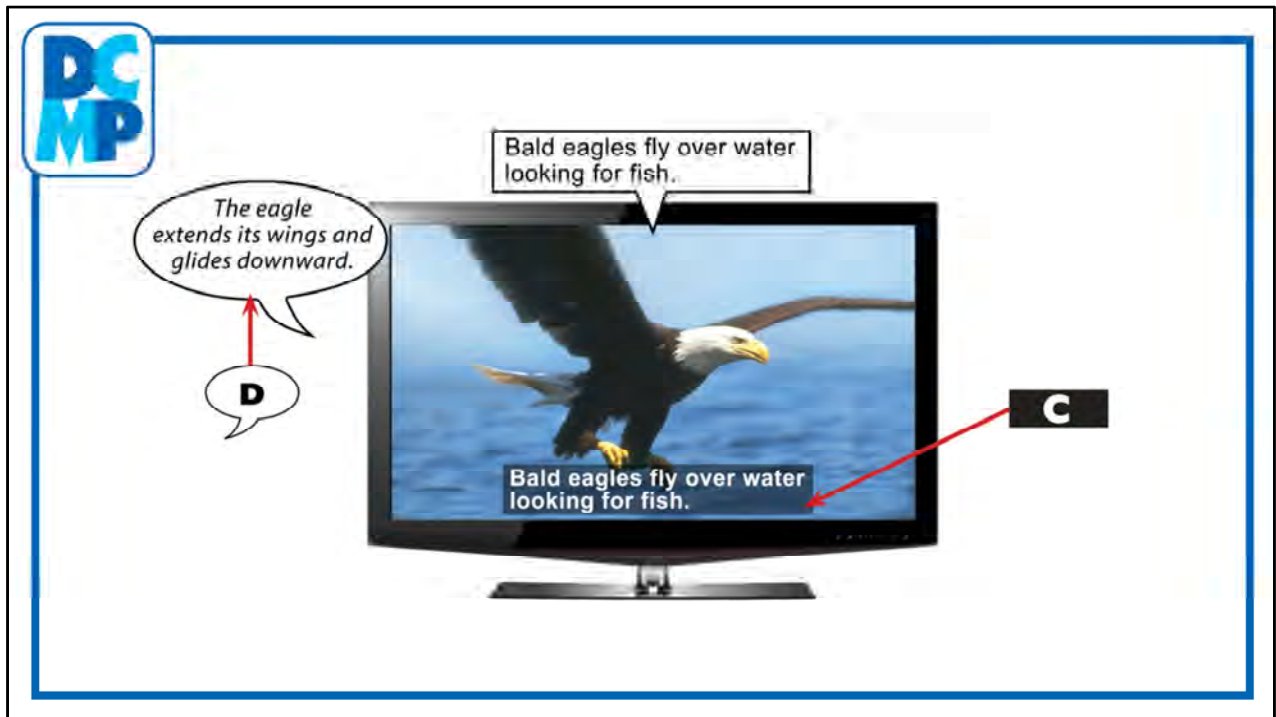
### Authentic learning opportunities

Video is uniquely suited to:

- take students on impossible field trips--inside the human body, or off to Jupiter
- take students around the globe, to meet new people and hear their ideas
- illustrate complex, abstract concepts through animated, 3-D images
- show experiments that can't be done in class
- bring great literature, plays, music, or important scenes from history into the room

By exploiting the medium's power to deliver lasting images, teachers can:

- reach children with a variety of learning styles, especially visual learners, and students with a variety of information acquisition styles
- engage students in problem-solving and investigative activities
- begin to dismantle social stereotypes
- help students practice media literacy and critical viewing skills
- provide a common experience for students to discuss



DCMP makes media accessible by adding captions for the deaf and description for the blind. Parents, educators, and support personnel can sign up for a free account and access over 8,000 accessible videos.



Video of Moko the Young Explorer  
Demonstrates captions and audio description

DCMP has a large collect of videos which are both entertaining and educational. You can feel good about letting your child access these materials. In fact you can set up an account for your child and choose which videos they have access to. You can choose specific titles or a subject category.

This video is an example of what you can find on the DCMP site. It contains both captions and descriptions, where the descriptions are also captioned. Normally a video will contain one accessible feature or the other. This contains both.

See a video with both captions and description; [Moko, the Young Explorer](https://dcmp.org/series/90-moko).

<https://dcmp.org/series/90-moko>

See [Gladys Goes Out to Lunch](https://dcmp.org/media/8887-gladys-goes-out-to-lunch), a children's book in ASL. <https://dcmp.org/media/8887-gladys-goes-out-to-lunch>

The image shows a screenshot of a web form titled "Membership Application" for DCMP. The form is contained within a blue-bordered box. In the top left corner, there is a logo with the letters "DC" above "MP" in a blue and white stylized font. At the top of the form, there are four steps: "1. Join", "2. Qualify", "3. Review", and "4. Complete". The "1. Join" step is currently active. The form fields are as follows:

- FIRST NAME \***: A text input field.
- LAST NAME \***: A text input field.
- EMAIL ADDRESS \***: A text input field with a note below it: "School- and organization-based addresses approved more quickly."
- CREATE YOUR USERNAME \***: A text input field.
- CREATE YOUR PASSWORD \***: A text input field with a note below it: "At least 6 letters and/or numbers".
- CONFIRM PASSWORD \***: A text input field with a note below it: "Let's make sure there were no typos".
- HOW DID YOU HEAR ABOUT US?**: A text input field.

At the bottom of the form is a "Next" button. On the right side of the form, there is a vertical green bar with the text "Membership Application" written vertically.

To register for an account you simply fill out a short online form. To be eligible for an account you need to be a professional working with or a family member of a student preK – high school who has a hearing or vision loss.

**DCMP**

1. Join   **2. Qualify**   3. Agree   4. Apply

The Described and Captioned Media Program (DCMP) library provides on-demand captioned and described educational video and interactive content to benefit K-12 students who are deaf, hard of hearing, blind, visually impaired, or deaf-blind. Teachers/interpreters (including those still in training), other professionals, and family members whose use benefits these students can apply to have access to all DCMP media and training.

In addition, DCMP offers some media and eLearning content, which is available to anyone who registers.

I qualify and would like to apply for access to the full library of media

I don't qualify and would like to register for access to free resources and eLearning content

Membership Application

If you do not qualify for a full account you can still sign up for an eLearning account and have access to our Learning Center and eLearning resources. Also about 1000 of our videos are open to everyone.

When you complete your application be aware it may require a little time to be activated. Each application is reviewed by a human. It is not an automated process. When you are approved you'll receive an email which you'll need to reply to in order to validate your account.



## How Can I Access DCMP Media?



DCMP videos are available on computers, smartphones, iPads (app), Roku, and YouTube. You can access DCMP from anywhere you have Internet access. Additionally many of our titles are available on DVD. So if you live in an area with poor Internet access or you are taking a family road trip, you can order the DVD. It will be shipped to you free of charge with return postage included. So never be without accessible media for your child.



## Is Quality Important?

Video of *Toy Story* trailer

First with automatically created captions  
and then with standard captions.

Let's watch a short clip, first with automatically generated captions and then a second time with human generated captions. (<http://www.screencast.com/t/LmJlvKDh4>)

What differences do you notice? Which is easier to follow?

Even though the automatically generated captions are pretty accurate word wise, they are still difficult to follow because there is no punctuation or speaker identification.





### ***Human Generated Captions***

(Woody)  
Draw  
You got me again.

(Woody)  
Buzz, look an alien!

(Buzz)  
Where?!

(Woody)  
HAAAAA

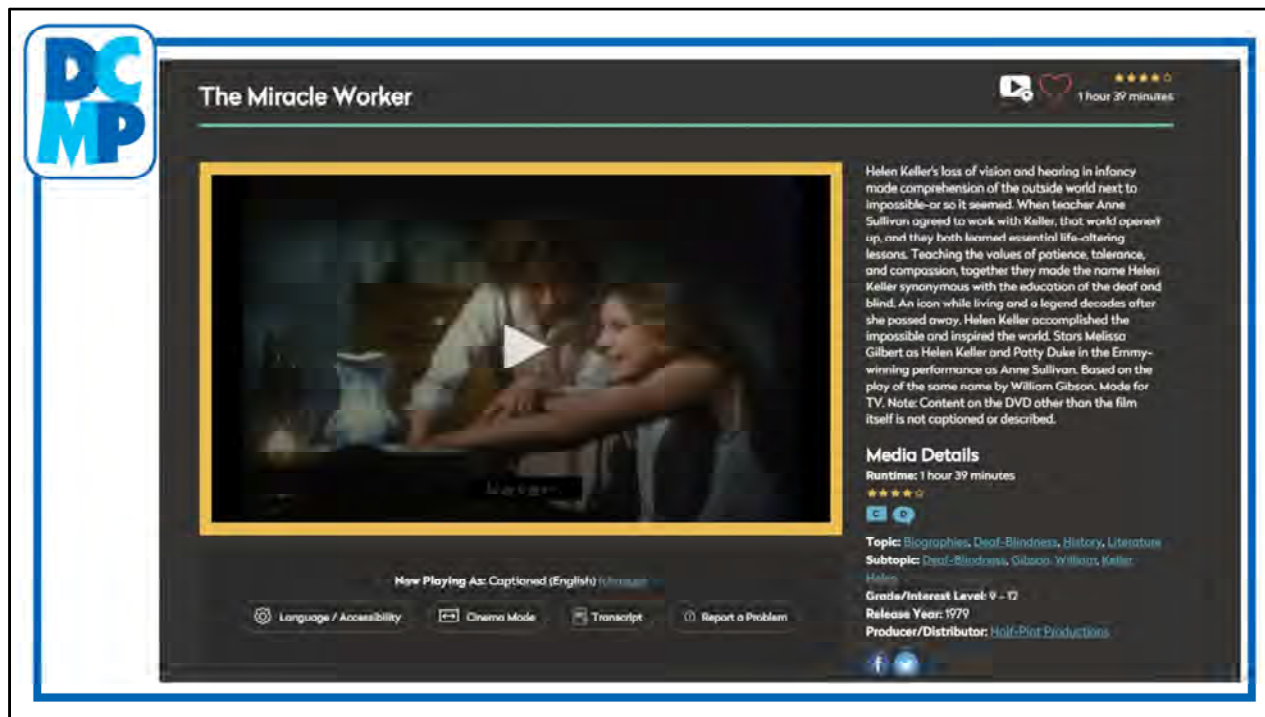
(Buzz)  
You're mocking me aren't you?

### ***Automatically Generated Captions***

draw me again we don't like  
confrontations five Vulcan alien  
you're mocking me aren't you Oh

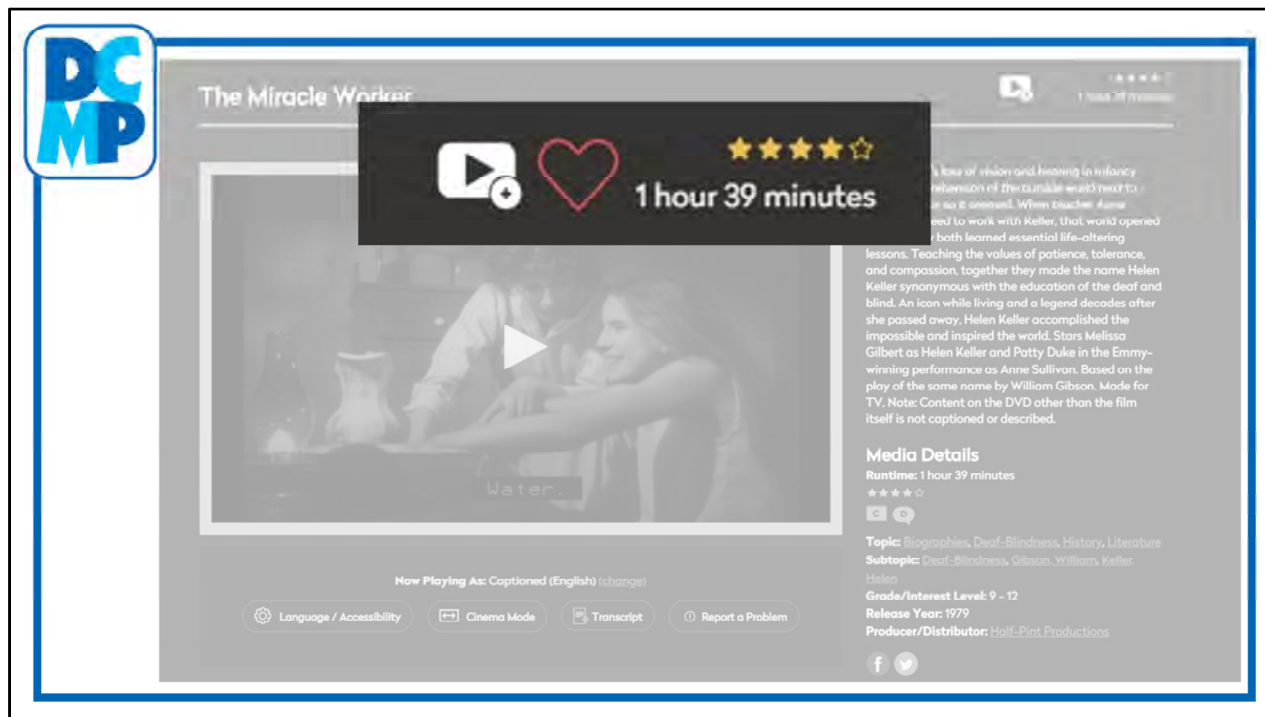
Let's compare the differences between human generated captions and automatically generated captions.

All DCMP captions are high quality and follow strict guidelines to create the most accessible videos possible.



Each video screen includes the following:

- Copyright date
- Grade level
- Run time
- Captioned
- Described
- Transcript
- Available Resources
- Report a Problem



In the top right you have several icons. The play icon with a plus symbol allows you to assign this video to a student or class. We'll talk more about that later. If you click on the heart this video will be added to your favorites list. The star system shows what others have rated the video. You also see the run time of 1 hour and 39 minutes.

The screenshot shows a video player interface. In the top left corner, there is a logo with the letters 'DC' above 'MP' in a blue square. The video title 'The Miracle Worker' is displayed at the top. A large black text box is overlaid on the video frame, containing the following text:
 

Helen Keller's loss of vision and hearing in infancy made comprehension of the outside world next to impossible—or so it seemed. When teacher Anne Sullivan agreed to work with Keller, that world opened up, and they both learned essential life-altering lessons. Teaching the values of patience, tolerance, and compassion, together they made the name Helen Keller synonymous with the education of the deaf and blind. An icon while living and a legend decades after she passed away, Helen Keller accomplished the impossible and inspired the world. Stars Melissa Gilbert as Helen Keller and Patty Duke in the Emmy-winning performance as Anne Sullivan. Based on the play of the same name by William Gibson. Made for TV. Note: Content on the DVD other than the film itself is not captioned or described.

 To the right of the video frame, there is a description of the film:
 

It's loss of vision and hearing in infancy... (The rest of the text is partially obscured by the overlay.)

 Below the video frame, there are several interactive icons: 'Language / Accessibility', 'Cinema Mode', 'Transcript', and 'Report a Problem'. At the bottom right, there are social media icons for Facebook and Twitter, and a list of metadata: 'Grade/Interest Level: 9 - 12', 'Release Year: 1979', and 'Producer/Distributor: Half-Pint Productions'.

Below the icons is a brief description of the video.



Then you see the media details:

Run time

Star rating

Accessibility features

Topic

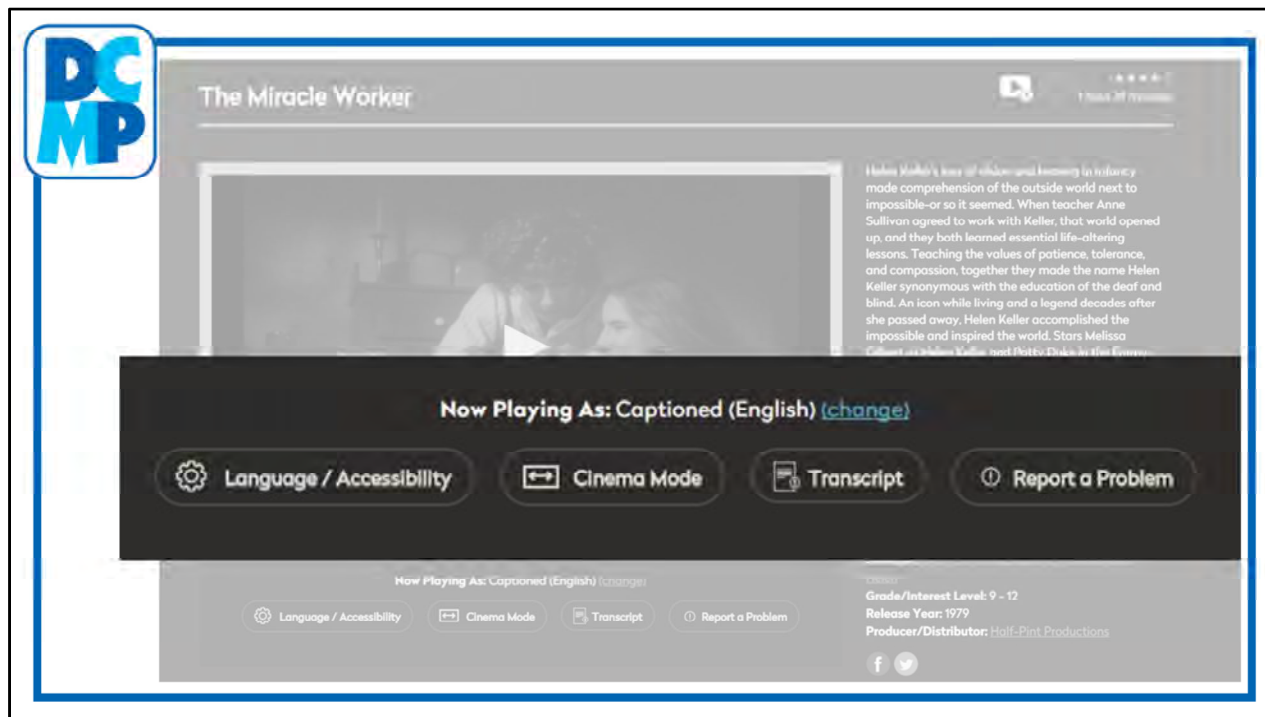
Subtopic

Grade/interest level

Release year

Producer

Share on facebook or twitter



Along the bottom of the video you have additional options.

You see “now playing” this shows your current setting. If you click on “change” you can choose a different option.

There is a language/accessibility button, which allows you to choose captions, audio description, English, and Spanish if these are available

The next button allows you to switch to full screen or cinema mode

The text button opens the transcript, which we’ll look at in just a minute

The final button is “report a problem.” This will put you in contact with our tech team.

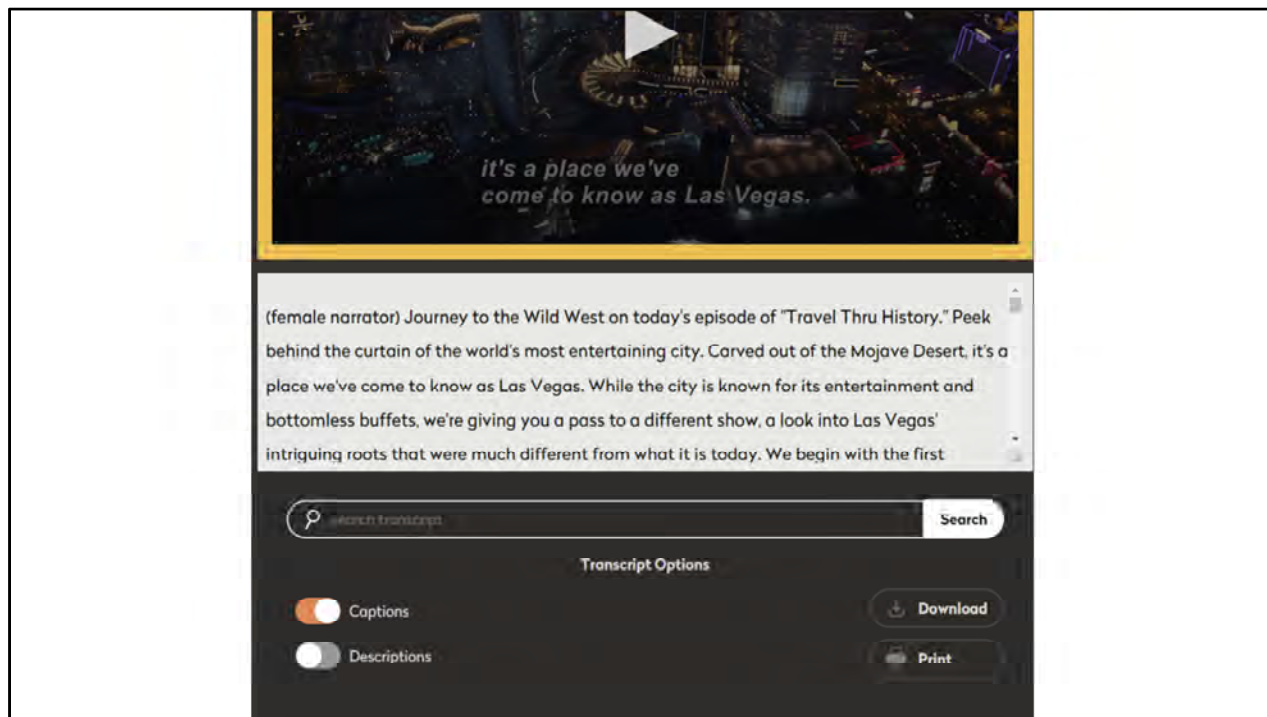
They are very quick to respond to your problems.

Veterans become railway men.

separates East and West. Veterans become railway men, cowboys, settlers. Conquering nature, they'll unite the continent. Their mission: to tame the Wild West. We are pioneers and trailblazers. We fight for freedom. We transform our dreams into the truth. Our struggles will become a nation. 1865, the Great Plains... where 30 million buffalo roam. Vast, untouched, a wilderness dividing America. Crossing the continent takes six months. Twenty thousand die

Search

The transcript button allows you to see the caption transcript. Use the search box to jump to a specific place in the video or remember where you left off.



A feature we are adding is combined transcript of both the captions and audio description. You can choose to see one or both. You can download or print the transcript. This is a useful study tool to pre-teach vocabulary or for student to use as a study guide after viewing the video. The combined transcript also makes the videos accessible to deaf-blind students.

Currently this feature is available on some of our videos but soon it will available on all. Here is an example: <https://dcmp.org/media/10810-travel-thru-history-las-vegas-nevada>





## Help Your Student Grow!

- Academic Skills
- Self-Advocacy Skills
- Job Skills
- Life Skills



We have titles on most any topic. You can support what your student learns in school and teach them life lessons at home. Learning doesn't have to be boring and you don't have to be an expert on everything. We provide the media to support you in supporting your child.



## ☰ Set Browsing Preferences

By default Browse includes ALL available DCMP media. Selecting criteria below limits browsing results to those media items matching your selections.

### GRADE LEVEL

- PRESCHOOL - KINDERGARTEN
- GRADES 1-3
- GRADES 4-6
- GRADES 7-8
- GRADES 9-12
- ADULTS & EDUCATORS

### ACCESSIBILITY

- ENGLISH CAPTIONED
- ENGLISH DESCRIBED
- SPANISH CAPTIONED
- SPANISH DESCRIBED

### CONTENT FORMAT

- STREAMING MEDIA
- PHYSICAL MEDIA (AVAILABLE VIA MAIL)

### RUNTIME

- UP TO 10 MINUTES
- 10 MINUTES TO 30 MINUTES
- 30 MINUTES TO 1 HOUR
- MORE THAN 1 HOUR

DCMP: A Valuable Media Resource for Educators and Families

On-demand Accessible Television for Home and the Classroom

How to Set Up and Use Student Accounts

**DCMP**

**Between The Lions: Clickety-Clack, Clickety-Clack!** 29 minutes

Lions Theo and Cleo live with their cubs, Lionel and Leona, in a public library. Their special magic enables characters to pop out of books, and vowel and consonant combinations to sing. Uses Doreen Cranin's book, "Click, Clack, Moo: Cows That Type" as the vehicle to teach the short "t" sound.

**Media Details**  
 Runtime: 29 minutes  
 ★★★★★  
 C  
 Topic: Language Arts, Literatures  
 Subtopic: Children's Literature, Reading Skills  
 Grade/Interest Level: Ps - 4  
 Release Year: 2000  
 Producer/Distributor: WGBH  
 Series: [Between the Lions](#)

Oh, I love it when you say, "Typewriter."

DCMP has media to help teachers teach common core standards. They also have media that parents can use at home to reinforce classroom content.

We are currently working with a company to match all our titles to the common core and state standards. This is very in-depth project so we'll be rolling it out in phases. When it is complete you'll be able to see which common core standards and state standards each video meets. Then it will recommend additional videos that also meet these standards.



### Between The Lions: Clickety-Clack, Clickety-Clack!

Lions Theo and Cleo live with their cubs, Lionel and Leona, in a public library. Their special magic enables characters to pop out of books, and vowel and consonant combinations to sing. Uses Doreen Cronin's book "Click, Clack, Moo: Cows That Type" as the vehicle to teach the short "i" sound.

State	Grade	Subject	Label	Description
AK	1	Language Arts	RF.1.4.a.	Read on-level text with purpose and understanding.

AK	1	Language Arts	RF.1.4.a.	Read on-level text with purpose and understanding.
AK	2	Language Arts	RI.2.10.	By the end of the year, read and comprehend a range of informational texts, including history/social studies, science, and technical texts within a complexity band appropriate to grade 2 (from upper grade 1 to grade 3), with scaffolding as needed at the high end of the range.
AK	2	Language Arts	RI.2.10.	By the end of the year, read and comprehend a range of literature from a variety of cultures, within a complexity band appropriate to grade 2 (from upper grade 1 to grade 3), with scaffolding as needed at the high end of the range.
AK	3	Language Arts	RF.3.4.a.	Read on-level text with purpose and understanding.
AK	3	Language Arts	RI.3.10.	By the end of the year, read and comprehend a range of informational texts, including history/social studies, science, and technical texts within a complexity band appropriate to grade 3 (from upper grade 2 to grade 4), with scaffolding as needed at the high end of the range.
AK	3	Language Arts	RI.3.10.	By the end of the year, read and comprehend a range of literature from a variety of cultures, within a complexity band appropriate to grade 3 (from upper grade 2 to grade 4), with scaffolding as needed at the high end of the range.
AK	4	Language Arts	RF.4.4.a.	Read on-level text with purpose and understanding.
AK	4	Language Arts	RI.4.10.	By the end of the year, read and comprehend a range of informational texts, including history/social studies, science, and technical texts within a complexity band appropriate to grade 4 (from upper grade 3 to grade 5), with scaffolding as needed at the high end of the range.

To access the list of Common Core and State Standards go to any video and in the address box type “/standards” after the URL.

<https://dcmp.org/media/4495-between-the-lions-clickety-clack-clickety-clack>

<https://dcmp.org/media/4495-between-the-lions-clickety-clack-clickety-clack/standards>



# Search

42 media results found for 'horse'

42 media results found for 'horse'

3 matches also found in The Learning Center

You can search for word or phrase. In the top left you'll see how many media matches that word or phrase matches. In the top right corner you'll see how many matches there are in the Learning Center.



Superlife  
Episode 4  
11 minutes  
Grade Level: 10 - 12

**C** **D**

the miniature horse has become a popular pet

#### Miniature Horse: A Dark Little Secret

Some miniature horses have experienced an unintended consequence of over breeding for smallness: dwarfism. This affects their physical appearance as well as quality of life. Shelters have been established to take of these horses.

Animapaka (Spanish)  
Episode 11  
14 minutes  
Grade Level: 1 - 3

**C** **D**


no, que he fatto a sabado?

#### Animapaka: Horse (Spanish)


When Genoveva opens her magic book, the screen is filled with feathers, beaks, horns, legs, wings, and snouts. Genoveva's magic book transports her to various habitats where she learns about the animals that live there. In this episode, Genoveva w...

[Read More](#)

When you mouse over a video in the browse section you'll see additional information such as: if the video is part of a series, the run time, grade level, and accessibility features. You can choose to go to the video page or continue to look at other videos.



3 Learning Center results found.




### A Day in the Life of an Audio Describer

Kelly Warren, owner of Mind's Eye Audio Productions, overviews the process of describing television, film, and video. She defines good description, discusses its complexities, and looks into its future.

From Kelly Warren about [description, accessibility, readers](#)

42 results also found in [Media](#).


[View Media Results](#)



### Caption It Yourself: Basic Guidelines for Busy Teachers, Families, and Others Who Shoot Their Own Video

Captions (sometimes called "subtitles") are the textual representation of a video's soundtrack. They are critical for viewers who are deaf or hard of hearing, and they are also a great tool for improving the reading and listening skills of others. Unlike subtitles, captions provide information such as sound effects and speaker identification.

about [captioning, manuals-and-guidelines, educators, parents](#)

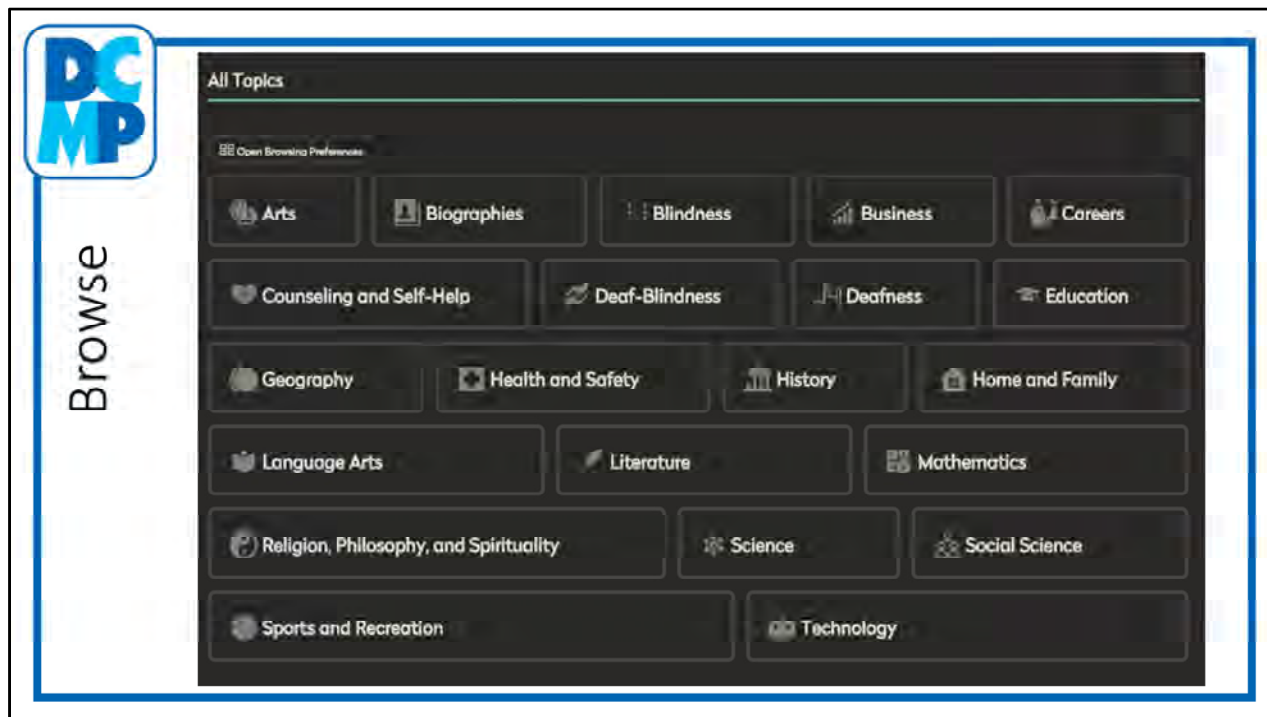


### Muffled Journey

My life journey began on a beautiful Minnesota October day when I arrived in this world as the firstborn of caring parents. Typical of the days of the 1920s, I was born at our home. The doctor had arrived earlier that day and had stayed with my parents the entire time needed for my safe arrival.

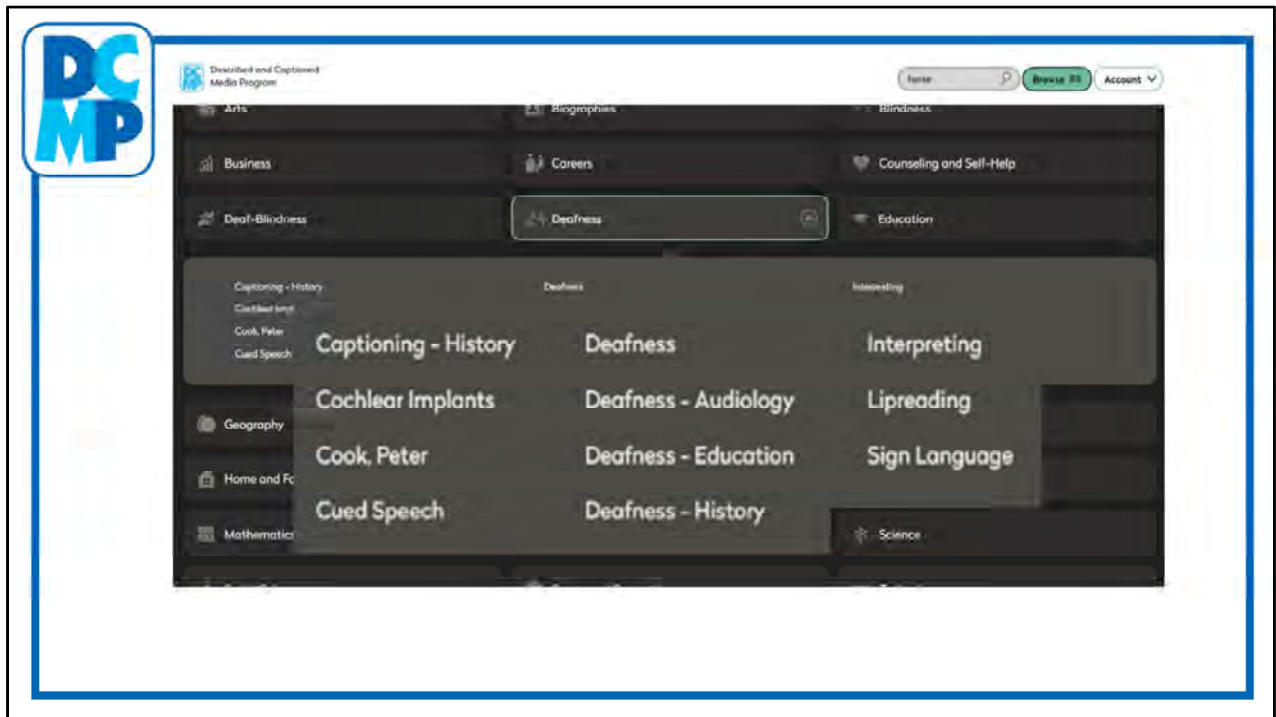
From Erno A. Belz about [commemorative history](#)

This is an example of the matches in the Learning Center.

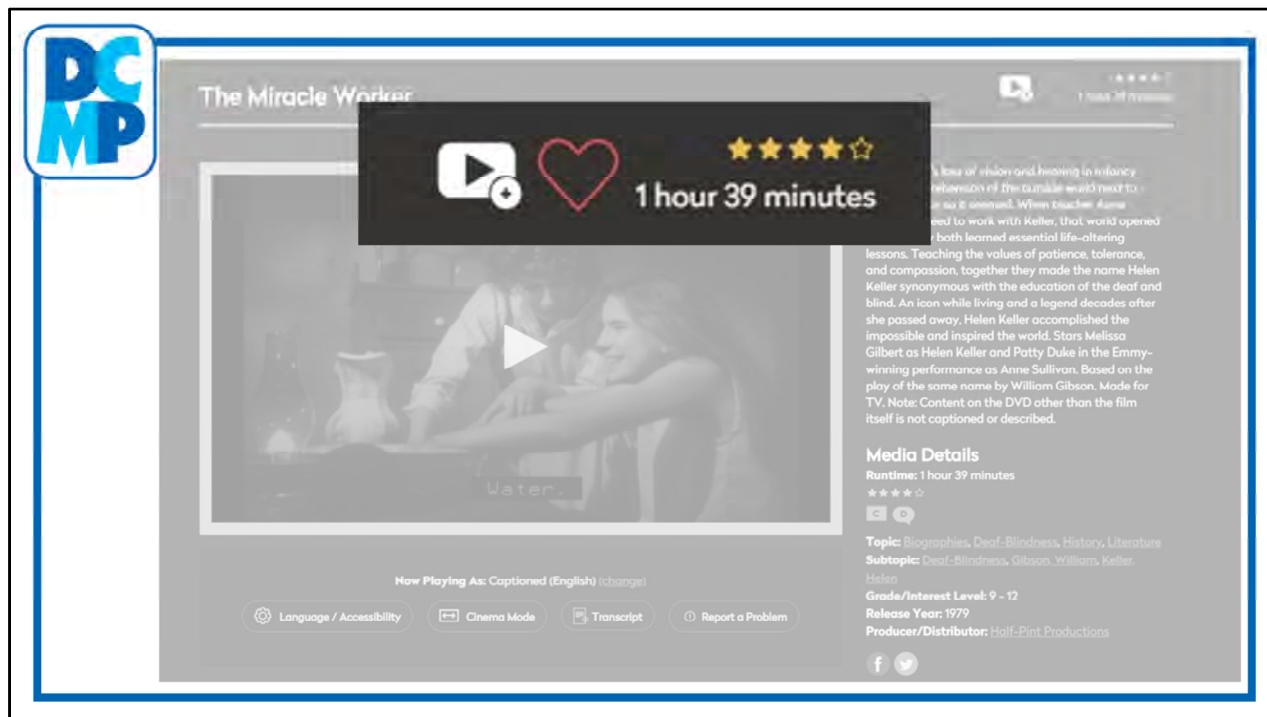


You can also browse by topic area. You can also click on the “Open Browsing Preferences” button to choose browsing preferences such as grade level and accessibility feature. This will limit the number of videos in your results to better help you find what you need.

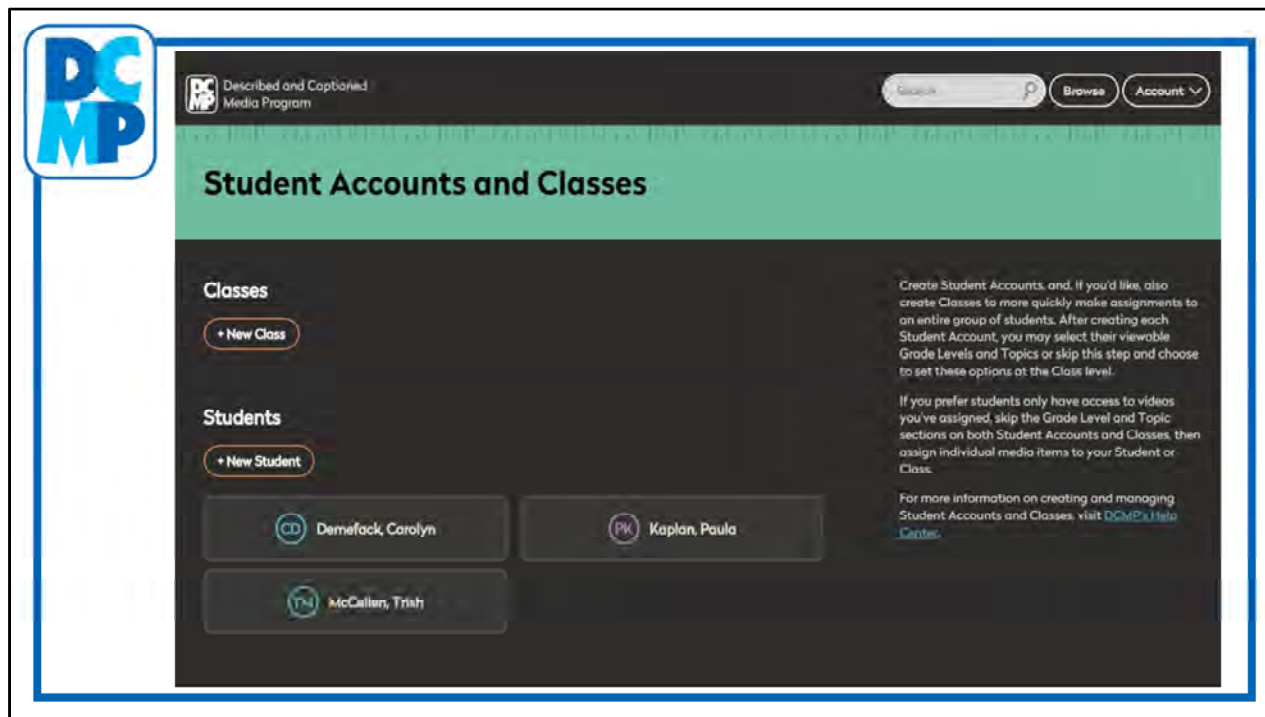




When you click on one of the main browse categories you'll see a list of subcategories.



We talked about the icons on the top of a media page and I mentioned the play button. This allows you to assign a video to an individual student or a class. Now let's look at how you create those student and class accounts.



Go to the “account” button and from that dropdown choose student to reach this page.

**DCMP** Described and Captioned Media Program

Search Browse Account

## New Student Account

[Back To Students](#)

You may also add a student using a [student share code](#) if you have one.

FIRST NAME\*

LAST NAME\*

USERNAME\*

PASSWORD\*

CONFIRM PASSWORD\*

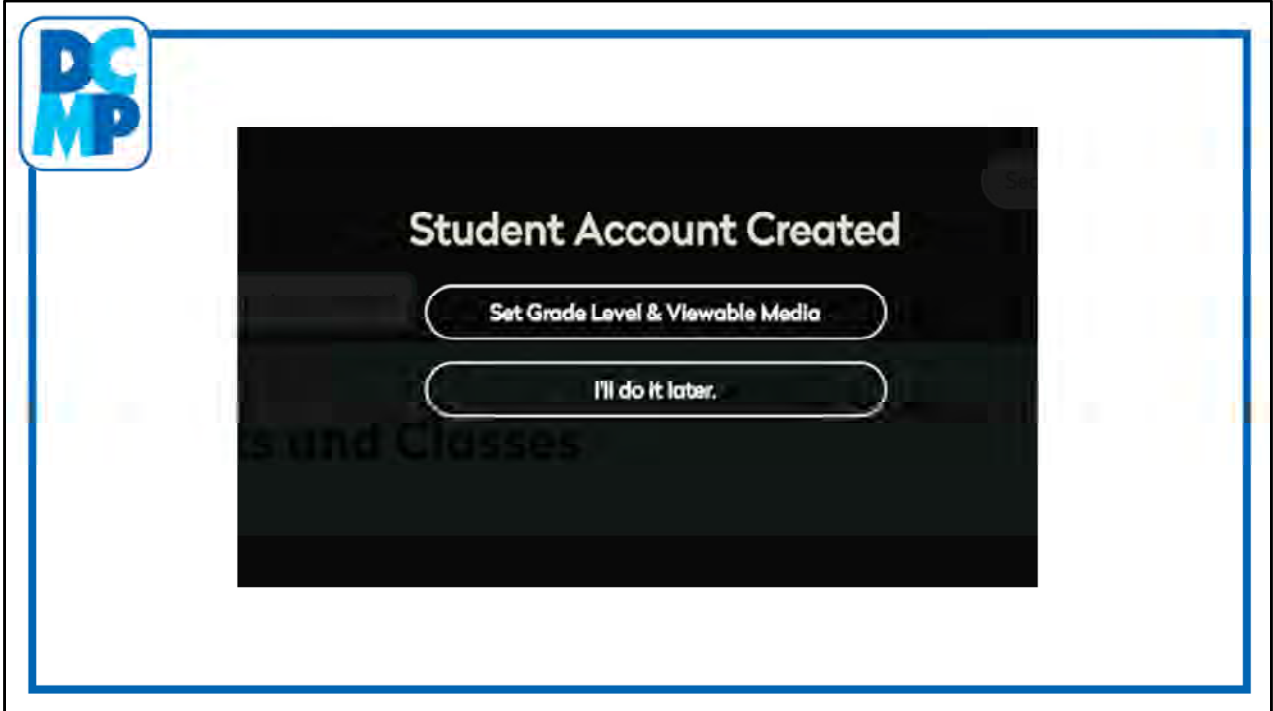
[Create Student](#)

Once you have created a Student Account, you can assign media to that student by searching or browsing for the media item (or find it in your Favorites) and then clicking on the assign media icon next to the media title. In the drop-down menu, check the student(s) or Class(es) to whom you wish to assign the video.

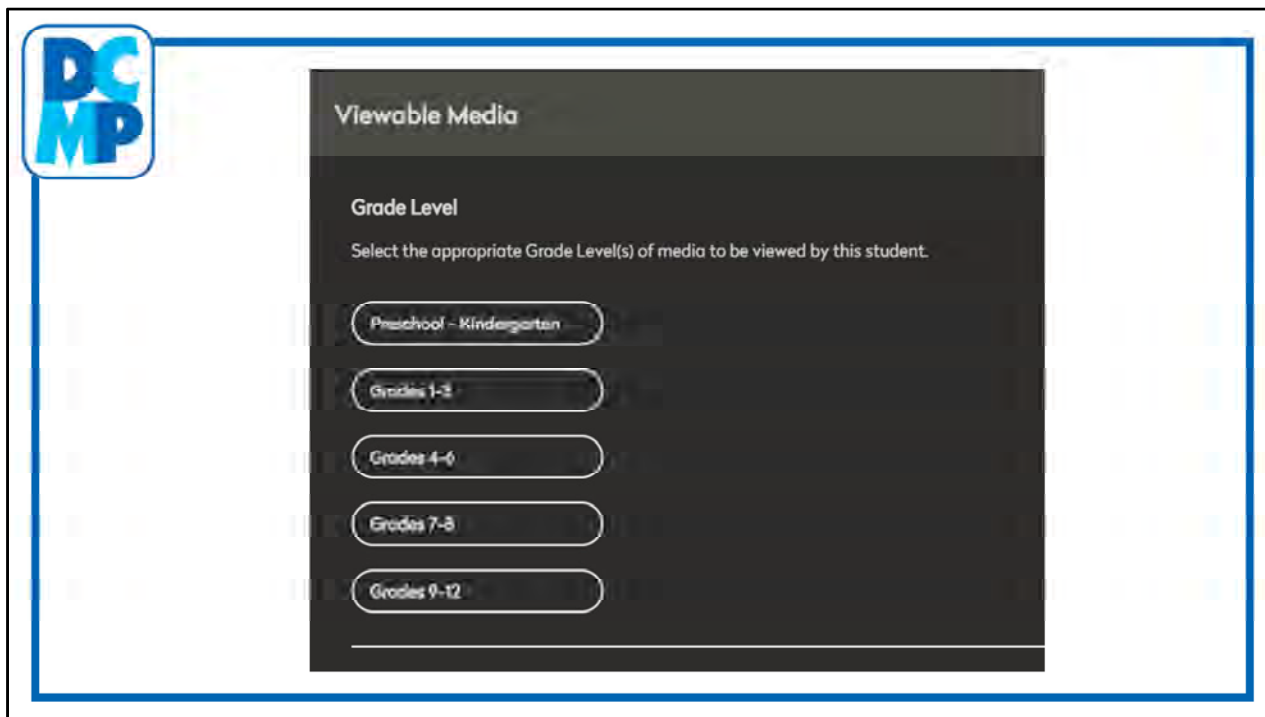
You can select appropriate Grade Level(s) and choose to grant access to all media items listed within a topic by editing the Viewable Media Section below.

For more information on creating or managing Student Accounts and Classes, visit DCMP's [Help](#) page.

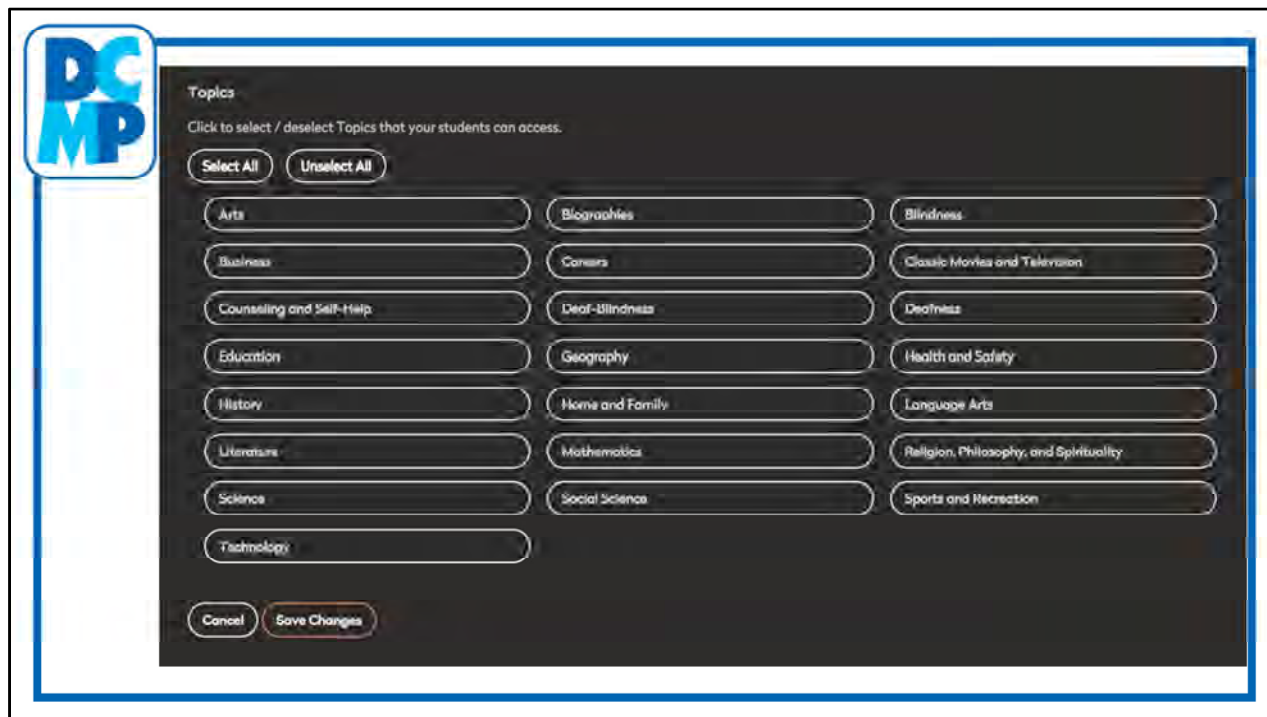
You can create an account for each of your students. You set up their username and password.



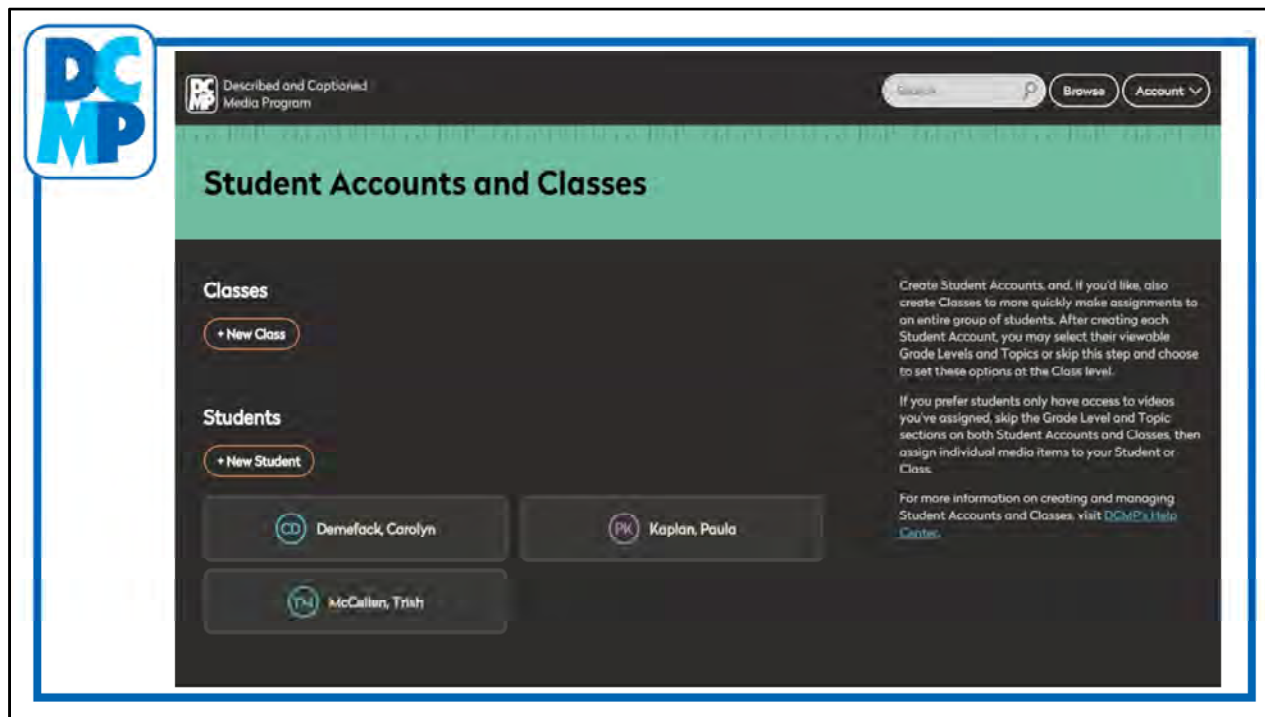
Once you create an account you can immediately begin setting what the student is allowed to see.



You can choose by grade level and topic. First you choose the appropriate grade level of content for that student.

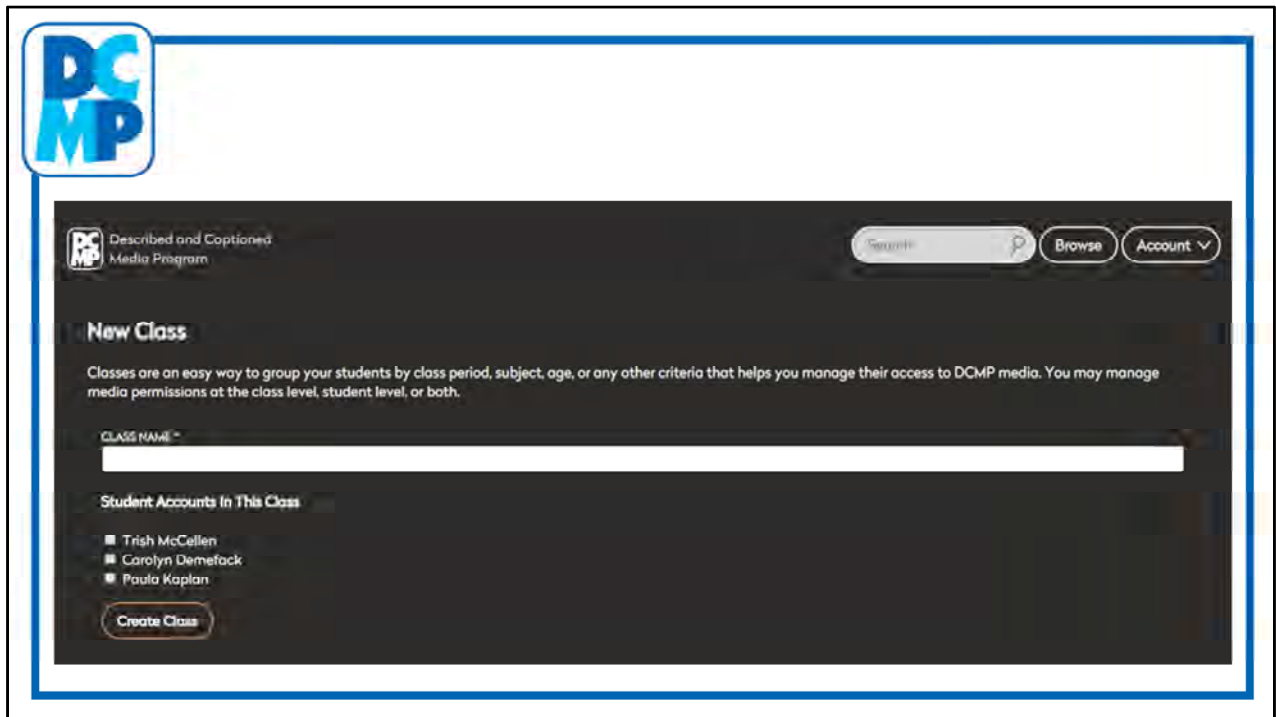


Next you can choose entire subject areas to allow or you can choose specific videos.

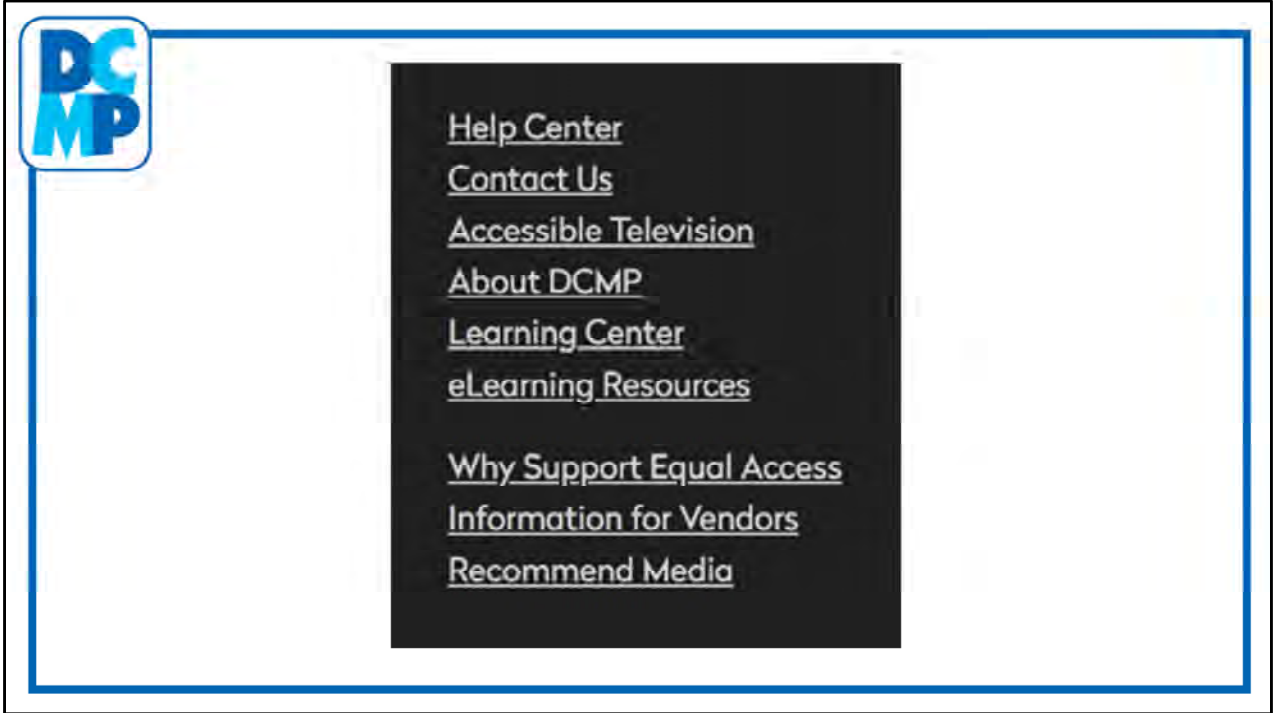


Once you have created your student accounts go back to the student accounts page to create a class and associate students with that class.





You can type in the name of the class then check the students who should be linked to that class.



These are other menu items at the bottom of each page.



## Accessible Television Portal

- *Bill Nye the Science Guy*
- *Dora the Explorer*
- *PAW Patrol*
- *MythBusters*
- *The Electric Company*
- *The Magic School Bus*
- *Timeblazers*



We also have a TV portal which has many popular educational TV programs. We've made them accessible and available to our members at any time.  
<https://dcmp.org/accessible-television>



## Related Items

### *Young Heroes: Louis Braille*

- Introduction
- Additional Information and Trivia for Teachers
- Sources for More Information about Louis Braille and His Code



Many of our videos come with supporting materials to help parents and teachers in using the media.



## Monthly Newsletter



Each month we send out an email newsletter. Our goal is to highlight current events, holidays, and historical events, and we suggest accessible media to use with each of these.

The National Education Association celebrates March 2 as “Read Across America Day.” DCMP has partnered with them to launch “Read Captions Across America” in 2006. This has allowed us to promote captions for everyone.

March is International Listening Month. DCMP celebrates our Listening is Learning campaign and promotes audio descriptions. These campaigns bring attention to the fact that what began as an accommodation actually can benefit all people.

**DCMP** CEU Opportunities

**Workshops**

**Accessible Media DHH 2-2019**

**QuickClasses**

**Sound and Fury**

Through the eyes of Heather Arlison, a precocious six-year-old, we are witness to a family battle over a controversial judge Heather's trial. Some of her family members embrace the implication as a long overdue move for justice while others and very of the 4.200 Academy Award nominee for Best Documentary Feature.

Runtime: 1 hour 28 minutes  
Release Year: 2019

AT FIVE SHE'S ALREADY PLANNING IN STUN

May 13 – June 2, 2019  
July 8 – July 28, 2019  
August 12 – September 8, 2019  
November 4 – November 12, 2019

We offer several opportunities for CEUs. These can all be found on the eLearning Resources page. <https://dcmp.org/elearning>  
You can also find the link by scrolling to the bottom of any page and using the additional menu item links.



DCMP also has a full online transition curriculum for students who are deaf and hard of hearing.

**Map It: What Comes Next?** is a free, online, interactive training designed for transition-aged students who are deaf or hard of hearing. The training utilizes three questions:

Who Am I?


What Do I Want?

How Do I Get There?

Video vignettes signed in ASL with spoken English and written transcription, self-assessments, and a series of interactive questions guide students as they identify their goals and develop strategies to achieve them. All interactive materials are saved and compiled in an electronic portfolio.

<https://dcmp.org/learn/465-map-it-what-comes-next-module>





If you have any questions or need assistance please contact Cindy Camp at [ccamp@dcmp.org](mailto:ccamp@dcmp.org)